

Newcroft Primary Academy

Pupil Premium Report 2017-2019



This report is for the following years: Action Plan for an Evaluation of



School Details

School Name	Newcroft Primary Academy
School Website	www.newcroftprimaryacademy.co.uk
Exec Headteacher's Name	Alex Smythe
Report Date	31/05/2018
URN	143250

The Context of our School

Newcroft Primary Academy is an average sized primary school in the town of Shepshed in North West Leicestershire. The number on roll has grown rapidly from 208 (2015) to 313 currently. Due to the ongoing increase in pupil numbers the local authority is providing us with a new building comprising of four classrooms and a hall. The school converted to an academy in September 2016 and is part of The Symphony Learning Trust. The vast majority of our pupils are of White British heritage (91.6%). We have a low level of ethnic diversity, we have 12 children who have English as a second language. We have 1 Child in Care on roll at the school. 8.62% of children are entitled to Free School Meals which is slightly above the National figure of 7.5%. Under the School Deprivation Summary for Leicestershire, we score 14.80 (rank 105 out of 276 Leicestershire schools) The percentage of boys in the school is 48.56% and the percentage of girls is 51.4%. We have 33 children on the SEN register (10.54%). This is slightly above the LA average of 10.1% and below the National average of 12.2%.

Inclusion Leader	Carole Atkinson
Pupil Premium Link Governor	Janet Hylton
Date of last Pupil Premium Review	11/07/2018
Date of next Pupil Premium Strategy Review	11/07/2019
Date of when the website was last updated	12/07/2018
Is the Pupil Premium statement on the school website (Y/N)?	Yes



Pupil Numbers and Funding

No. of Eligible Pupils (to match with the table which follows)	2018-19			2017-18			2016-17		
	Number	% (of NOR)	Funding	Number	% (of NOR)	Funding	Number	% (of NOR)	Funding
	38	11%	£56,760	46	15%	£44,880	47	15.60%	£48,840

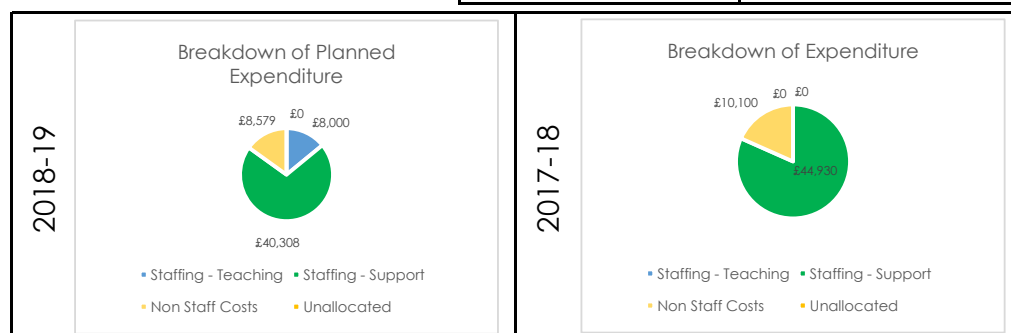
2017-18 PPG Numbers	FSM + Ever6	LAC	Service Children	Total Disadvantaged	TOTAL NOR	Disadvantaged %
Year R	5			5	49	10%
Year 1	3			3	46	7%
Year 2	7			7	54	13%
Year 3	6			6	42	14%
Year 4	9			9	50	18%
Year 5	8			8	35	23%
Year 6	7	1		8	36	22%
TOTAL	45	1	0	46	312	15%

2018-19 PPG Numbers	FSM + Ever6	LAC	Service Children	Total Disadvantaged	TOTAL NOR	Disadvantaged %
Year R				0	60	0%
Year 1	5			5	49	10%
Year 2	3			3	46	7%
Year 3	7			7	54	13%
Year 4	6			6	42	14%
Year 5	9			9	50	18%
Year 6	8			8	35	23%
TOTAL	38	0	0	38	336	11%

Financial Summary

This table will populate once the Evaluation of 2018-19 and plans for 2017-18 have been completed

	2018-19	2017-18
Total Pupil Premium Allocation	£56,760	£44,880
Total Pupil Premium Planned Expenditure	£56,887	£55,030
Underspend / Overspend (overspend is -£)	-£127	-£10,150
Staffing - Teaching	£8,000	£0
Staffing - Support	£40,308	£44,930
Non Staff Costs	£8,579	£10,100
Unallocated	£0	£0





Barriers to Learning

Type of Barrier (use only up to 9)		Internal External or Not Specified
1	Low income	external
2	Educational history of parents	external
3	Lack of books in the home	external
4	Parenting skills (children often come in to school not having had breakfast)	external
5	Lack of ability to help with homework	external
6	Lack of enrichment of children's lives	external
7	Social deprivation leading to low self-esteem which impacts upon 1:1 individual support and small group work	external
8	Pupil's behaviour outside of school	external
9	Social difficulties at school during break and lunch times.	internal

Overall Summary of Barriers to Learning

2018-19			2017-18		
9	Internal	8	9	Internal	8
	External	1		External	1
	Not Specific	0		Not Specific	0



Pupil Achievement Results

Attainment	Most recent National PPG (2017)	2017-18		Difference	2016-17		Difference	
		Pupil Premium	All Pupils		Pupil Premium	All Pupils		
EYFS (Good Level of Development)*		75.0%	82.0%	-7.0%	50.0%	80.0%	-30.0%	
Year 1 Phonics	70.0%	83.3%	90.2%	-6.9%	71.0%	80.0%	-9.0%	
Reading (EXS+)	Year 2	63.0%	55.6%	80.0%	-24.4%	60.0%	82.5%	-22.5%
Writing (EXS+)		54.0%	44.4%	74.6%	-30.2%	40.0%	72.5%	-32.5%
Maths (EXS+)		62.0%	44.4%	80.0%	-35.6%	60.0%	80.0%	-20.0%
RWM combined (EXS+)*			33.3%	62.3%	-29.0%	40.0%	67.5%	-27.5%
Reading (EXS+)	Year 6	60.0%	66.7%	73.5%	-6.8%			0.0%
Writing (EXS+)		66.0%	76.9%	82.9%	-6.0%			0.0%
Maths (EXS+)		63.0%	75.0%	85.3%	-10.3%			0.0%
RWM combined (EXS+)		48.0%	55.6%	70.6%	-15.0%			0.0%

* no national data available

Pupil Achievement Data Commentary

Comment on the achievement of PPG pupils and how the gap is closing

EYFS (Good Level of Development)	PP achievement = 75% compared to 50% in 2016-2017; PP children this academic year slightly below all pupils but still a high level of achievement. Gaps are narrowing continually.		
Year 1 Phonics	PP achievement = 83.3% compared to 71% in 2016-2017; PP children this academic year slightly below all pupils but still a high level of achievement. Gaps are narrowing continually. Compared to PPG pupils nationally, Newcroft pupils are achieving 13.3% higher (National PPG = 70%, Newcroft = 83.3%)		
Year 2	Reading	PP achievement = 55.6% compared to 60% in 2016-2017; 2017-2018 data - Big difference between PP children and all children partly due to 3 children who are Special Educational Needs; these children have made excellent small steps progress but are still not working at age related expectations. This also has an impact when we compare Nationally - PPG pupils Nationally = 63% and Newcroft PPG pupils = 55.6%	
	Writing	PP achievement = 44.4% compared to 40% in 2016-2017; 2017-2018 data - Big difference between PP children and all children partly due to 3 children who are Special Educational Needs; these children have made excellent small steps progress but are still not working at age related expectations. This also has an impact when we compare Nationally - PPG pupils Nationally = 54% and Newcroft PPG pupils = 44.4% The gap at Newcroft is narrowing slightly - a difference of 32.5% in 2016-2017 and a gap of 30.2% in 2017-2018.	
	Maths	PP achievement = 44.4% compared to 60% in 2016-2017; 2017-2018 data - Big difference between PP children and all children partly due to 3 children who are Special Educational Needs; these children have made excellent small steps progress but are still not working at age related expectations. This also has an impact when we compare Nationally - PPG pupils Nationally = 62% and Newcroft PPG pupils = 44.4%	
	Combined	PP achievement = 33.3% compared to 40% in 2016-2017; 2017-2018 data - Big difference between PP children and all children partly due to 3 children who are Special Educational Needs; these children have made excellent small steps progress but are still not working at age related expectations. The gap at Newcroft between PPG pupils and all pupils is comparable to last year (27.5% 2016-2017 and 29% 2017-2018)	
Year 6	Reading	2017-2018 data - 66.7% of PPG pupils achieved EXS, 73.5% of all pupils achieved EXS, a small difference of 6.8% This shows the gaps narrow continually as children progress through KS2. Compared to PPG pupils nationally, Newcroft pupils are achieving 6.7% higher (National PPG = 60%, Newcroft = 66.7%)	
	Writing	2017-2018 data - 76.9% of PPG pupils achieved EXS, 82.9% of all pupils achieved EXS, a small difference of 6% This shows the gaps narrow continually as children progress through KS2. Compared to PPG pupils nationally, Newcroft pupils are achieving 10.9% higher (National PPG = 66%, Newcroft = 76.9%)	
	Maths	2017-2018 data - 75% of PPG pupils achieved EXS, 85.3% of all pupils achieved EXS, a difference of 10.3% This shows the gaps narrow continually as children progress through KS2. Compared to PPG pupils nationally, Newcroft pupils are achieving 12% higher (National PPG = 63%, Newcroft = 75%)	
	Combined	2017-2018 data - 55.6% of PPG pupils achieved EXS, 70.6% of all pupils achieved EXS, a difference of 15% This shows the gaps narrow continually as children progress through KS2. However the gap is wider for combined score of PPG pupils compared to all pupils and they do need continued support and intervention in order to achieve EXS combined. Compared to PPG pupils nationally, Newcroft pupils are achieving 7.6% higher (National PPG = 48%, Newcroft = 55.6%)	



Newcroft Primary Academy Pupil Premium Evaluation

Evaluation of
2017-18

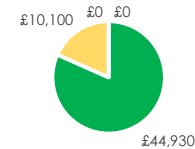


Financial Summary (Deprivation Pupil Premium)

Barriers to Learning	
External	8
Internal	1
Not Specified	0

Total Funding Allocation	£44,880
Total Planned Expenditure	£55,030
Underspend/Overspend	-£10,150

Breakdown of Expenditure



■ Staffing - Teaching
 ■ Staffing - Support
 ■ Non Staff Costs
 ■ Unallocated

Spending Totals from the Action Plan

Staffing - Teaching	£0
Staffing - Support	£44,930
Non Staffing Costs	£10,100
Unallocated	

Evaluated Action Plan for Evaluation of 2017-18

Identified Barrier to learning	Internal or External	How we intended to overcome the barrier	Evaluation - To what extent were we successful?	Lead Person	Expenditure (budget)	Budget Category
Low Income	External	Buy school uniform	Children dressed smartly in uniform and feel accepted by others. Four families have been provided with uniform to ensure children are dressed appropriately and smartly.	JD	£300	Non Staffing Costs
Parenting skills	External	Education Welfare Officer	Increased attendance with PPG pupils - target 95%; reduce number of lates of PPG children. Evaluation: 59.2% of PP children 95% attendance or higher, 87% of PP children 90% or higher. Twelve pp children at the beginning of the year often late. Now eight children. Continue to talk to office and refer to EWO to reduce further.	EWO / JD	£2,200	Staffing - Support
Parenting skills (children often come in to school not having had breakfast)	External	Family Liaison Officer - to work with identified families to provide individual support programmes; Breakfast Club and After School Club provision paid for; snacks at break time paid for.	Increased attendance with PPG pupils - target 95%; reduce number of lates of PPG children. Children prepared better for the start of the day. Evaluation: 59.2% of PP children 95% attendance or higher, 87% of PP children 90% or higher	FLO / JD	£6,000	Staffing - Support
Low Income	External	Pupil lunches provided	Children more alert in class and ready to learn. Learning Walks carried out - all PP children accessing learning appropriately. No notable differences between PP and non-PP children.	JD	£4,800	Non Staffing Costs
Lack of enrichment to children's lives	External	Access to activities	Children involved in a range of activities, including Breakfast and Afterschool Club, to develop their social and emotional skills. Pupils show an increase in their self-esteem. Eleven children have Breakfast Club provision funded to ensure children are in school on time and ready to learn. It also enhances social/emotional skills. Sixteen children have After School Club provision funded to develop social, emotional and behavioural skills. Observations of Breakfast and Afterschool club have shown children are joining in and cooperating well with other children. Breakfast helps some of the PP children to feel alert and ready to learn.	JD/CA	£1,500	Staffing - Support
Lack of enrichment to children's lives	External	Access to sports	Children involved in a range of activities to develop their social and emotional skills. Pupils show an increase in their self-esteem.; Evaluation 23/54 (43%) PP children have accessed sporting activities outside of the curriculum; 23/33 (70%) KS2 PP children accessed sporting activities outside of the curriculum.	JDa /BG	£1,500	Staffing - Support

Evaluated Action Plan for Evaluation of 2017-18

Identified Barrier to learning	Internal or External	How we intended to overcome the barrier	Evaluation - To what extent were we successful?	Lead Person	Expenditure (budget)	Budget Category
Lack of enrichment to children's lives	External	Music Wider Opportunities	Children involved in a range of activities to develop their social and emotional skills . Pupils show an increase in their self-esteem. Evaluation: 22/54 (41%) PP children are involved in 1:1, small group or whole class music lessons provided by specialist teachers and paid for through PP funding. 22/33 (67%) KS2 children access music lessons through PP funding.	CA	£3,300	Staffing - Support
Educational history of parents	External	Enhanced funding for LAC	Intervention and 1:1 support to narrow the gap between PPG and non-PPG. Increased self-esteem through nurturing activities and counselling through FOW or ELSA. LAC children receive 1:1 and small group interventions whenever necessary in class - seen during Learning Walks and general informal observations around school. 3/5 children have 1:1 tutoring with H. Voss - tutoring lessons observed and planned specifically for individual needs. FOW and ELSA available to work with LAC at any time to support emotional/behavioural needs.	CA	£5,000	Non Staffing Costs
Educational barriers	Internal	Support Staff LSAs, TAs and HLTAs	Progress expected or above. Attainment gaps narrowed. Reading = 34/50 (68%) PP children at or above ARE; Writing - 33/50 (66%) PP children at or above ARE; Maths 31/50 (62%) PP children at or above ARE. Attainment gaps narrowing continually.	DL	£30,430	Staffing - Support

£55,030



Newcroft Primary Academy Pupil Premium Action Plan

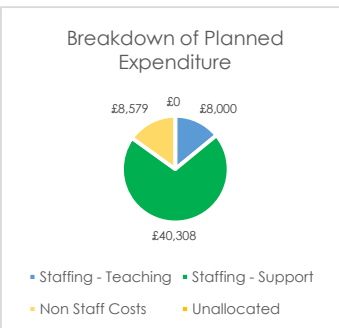
**Plan for
2018-19**



Financial Summary (Deprivation Pupil Premium)

Barriers to Learning	
External	8
Internal	1
Not Specified	0

Total Funding Allocation	£56,760
Total Planned Expenditure	£56,887
Planned Underspend/Overspend	£127



Spending Totals from the Action Plan

Staffing - Teaching	£8,000
Staffing - Support	£40,308
Non Staffing Costs	£8,579
Unallocated	

Action Plan for 2018-19

Identified Barrier to learning	Internal or External	How we intend to overcome the barrier	What will success look like?	Lead Person	Expenditure (budget)	Budget Category
Low income	external	Buy school uniform; pupils lunches provided	Children dressed smartly in uniform and feel accepted by others. Target: 100% of PP children in school uniform; 100% of PP children (KS1 and KS2) offered Free school Meals	JD	£7,579	Non Staffing Costs
Educational history of parents	external	Educational and Social / Emotional support for Pupil Premium and LAC	Intervention and 1:1 support to narrow the gap between PPG and non-PPG. Increased self-esteem through nurturing activities and counselling through FOW or ELSA. Formal and informal observations of interventions and ELSA sessions; reports from FOW; Passport to Learning evidence.	CA	£2,000	Staffing - Support
Lack of books in the home	external	Create book parcels for LAC and CI every term. Encourage PP children to visit Library. Priority Readers in school.	Accelerated Progress in Reading for Pupil Premium children; Evidence of enthusiasm towards reading. Target: 70% + of PP children at or above ARE for Reading by Summer 2019	CA/CK	£1,000	Non Staffing Costs
Parenting skills (children often come in to school not having had breakfast)	external	Family Liaison Officer - to work with identified families to provide individual support programmes; Breakfast Club and After School Club provision paid for; snacks at break time paid for.	Families well supported by school; Attendance figures improved. Lateness minimalised. Children's social, emotional and behavioural skills improved through Breakfast and Afterschool club. Children well fed and ready to learn to have an impact on data. Target for attendance: 65% of PP children to gain 95% attendance or above and 90% of PP children to gain 90% attendance or above. Target for lateness: Reduce lateness to 6 or less children. Offer Breakfast Club to support families where lateness is a concern. Social, emotional and behaviour skills monitored through learning walks and informal and formal observations of children in class and at extra-curricular activities.	FLO / JD	£8,200	Staffing - Support
Lack of ability to help with homework	external	Establish a homework club in school	More PP children consolidating their learning in school by completing homework. 100% of PP children offered support with homework. Accelerated progress through targeted support.	CA		No Cost
Lack of enrichment of children's lives	external	Access to activities, sport and music activities	PP children taking advantage of activities available to them. Music lessons 1:1 for more able PP children. At least 50% of PP children participating in Music, Sport or other extra-curricular activities offered in school.	JD / CA /BG	£6,000	Staffing - Support
Social deprivation leading to low self-esteem which impacts upon 1:1 individual support and small group work	external	Nurturing groups ; ELSA support; FOW	Nurturing groups running in school to promote self esteem; 1:1 ELSA /FOW programmes in place for PP children who suffer from low self esteem. Target: All PP and LAC children to have Passport to Learning books to show evidence of intervention. PP children to receive 1:1 and small group interventions in class - evident during Learning Walks and general informal observations around school. LAC children to be offered 1:1 tutoring with H. Voss - tutoring lessons observed and planned specifically for individual needs. FOW and ELSA support offered (when required) to all LAC at any time and for prolonged periods of time to support social / emotional / behavioural needs.	FOW / ELSA /CA	£8,000	Staffing - Support

Action Plan for 2018-19

Identified Barrier to learning	Internal or External	How we intend to overcome the barrier	What will success look like?	Lead Person	Expenditure (budget)	Budget Category
Pupil's behaviour outside of school	external	ELSA support; FOW	ELSA and FOW support programmes in place to manage behaviour e.g. anger management, behavioural management etc. Target: Written evidence of the support and progress from FOW and ELSA.	FOW / ELSA	£16,108	Staffing - Support
Social difficulties at school during break and lunch times.	internal	Base Club; adult led activities outside; staff on duty to look out for and support specific children	Children supported by staff in Base if having social difficulties in the playground - children shown how to share, take turns, play cooperatively etc ; Dinner support staff and Sports Apprentice to engage PP children, who are having social difficulties, in organised games; extra playground staff to support focus children. Target: Written records of children attending Base Club. Disadvantaged Calculator used to evidence improved behaviour of specific PP children. Observations of specific children at playtimes and lunchtimes being observed and supported by staff. PP children joining in activities led by members of staff (JD, GB-H) or dinner supervisors.	All staff on duty at playtime and lunchtime	£8,000	Staffing - Teaching

£56,887